

If you have any questions, please contact me at [jamie@teachmommyteach.com](mailto:jamie@teachmommyteach.com)

Thank you for downloading!

You May:

- use these resources in your own home or classroom for non-commercial use.
- print as many copies as you would like.
- share the website link, <https://teachmommyteach.com/>, where this printable can be found, so that others can download the file.

You May NOT:

- sell, give away, or share a printed copy. Each person should download separately and print.
- print out a copy for multiple teachers, as in an entire school, co-op, or other group. Each teacher should download separately and print.
- link directly to the pdf. Instead, link to the page on <https://teachmommyteach.com/> or <https://teacherspayteacher.com/> where you found the download.
- claim this or any part of this printable as your own.
- alter this printable and claim it as your own.
- host any of the files on your personal or other websites that can be shared with others.
- Upload this resource to any file sharing sites

Credits!! Thank you Speaking of Images and Open Clipart!



<https://www.teacherspayteachers.com/Store/Speaking-Of-Images>



<https://openclipart.org/>

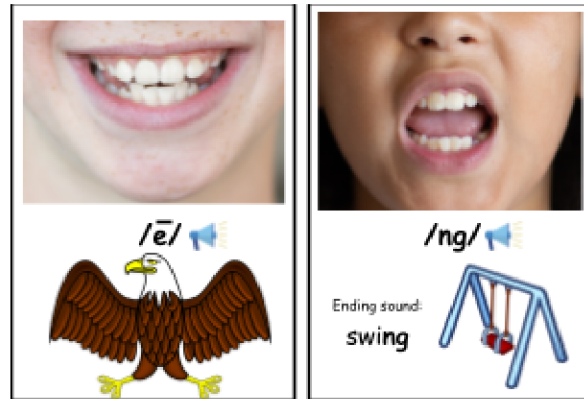
# Set 4 Book 7: Jumper and the Clown

## Pre-Reading Worksheets

Your child will review the 2 different sounds of the OW digraph. Your child will review color words. Your child will review the ING ending spelling. Your child will review the -INK word family. Your child will review -y endings when words have 2 syllables. Your child will be introduced to vowel-consonant-e words. Your child will practice reading high frequency words.

Name: \_\_\_\_\_

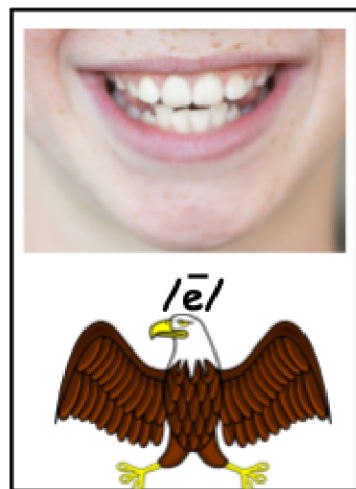
ING will represent the **long e** sound and the **ng** sound. Practice saying these sounds. Then sound out the word.



Circle the -ING ending. Draw a box  
around the root word. Then read the following word with the -ing ending.

# jumping

Let's review the INK word family. The I in the INK word family will represent a **long e** sound. Read the following words in the INK family. Color each INK.



ink  
pink  
sink  
think

Name: \_\_\_\_\_

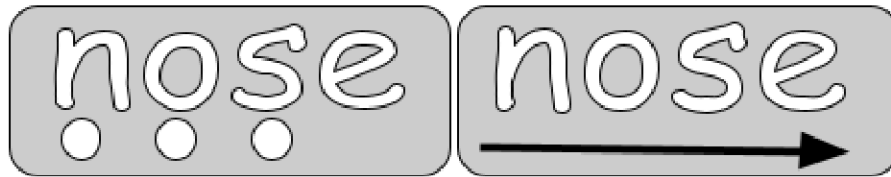
OW can represent a **long o sound** or an **ow sound**. Read each word. If the OW represents the **long o sound**, color the OW red. If the OW represents the **ow sound**, color the OW blue.

clown  
town  
yellow  
brown  
down  
crown

Name: \_\_\_\_\_

The vowels are **A, E, I, O,** and **U.** All of the other letters are consonants. When a word follows a **vowel-consonant-letter E** pattern, the **vowel** will represent a **long vowel sound** and the **e** will be silent.

Practice sounding out the words below.



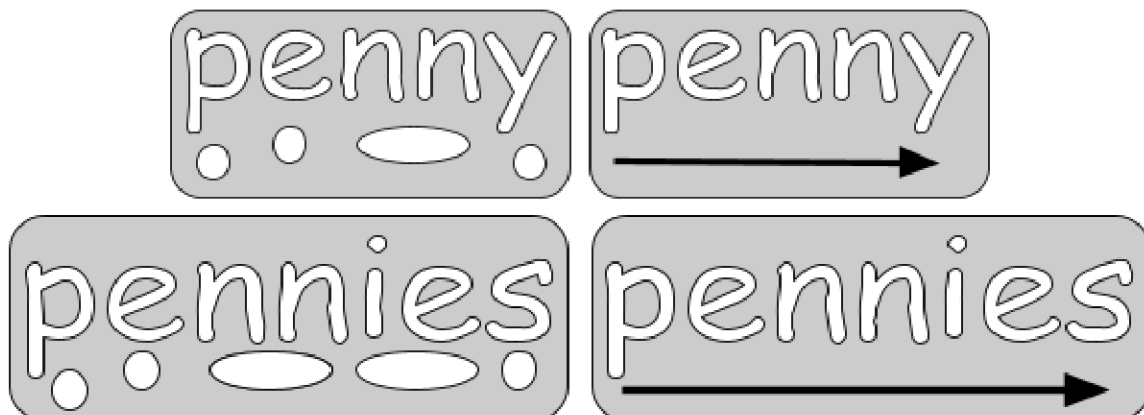
The **y** at the end of most 2 syllable words represents a **long e sound**. Practice saying the **long e sound** using the picture of the mouth below.



Sound out the following word. Remember the **y** will represent the **long e sound**.




When a word ends with a **y** that represents the **long e sound** is changed to the plural form, the **y** is dropped and changed to an **ie**. Then the **s** is added. Sound out the following words in the singular form and then in the plural form.

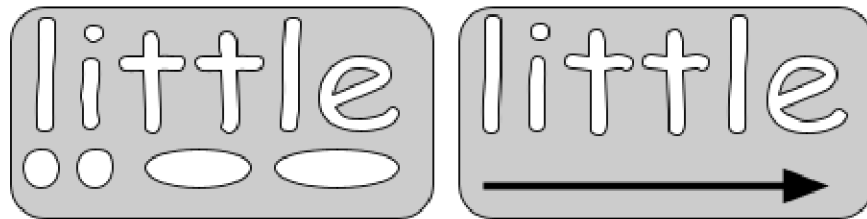


Name: \_\_\_\_\_


The letters **LE** at the end of words makes a **l sound**. The **E** is silent. Practice saying the **l sound**. The silent e is added because each syllable must have a vowel. The word LITTLE has 2 syllables. The first syllable is LIT. The second syllable is TLE.



Read the following **LE** word. Color the **LE** and draw an x over the **E** to remind yourself that the **E** is silent. Then circle each syllable in the word LITTLE.



AI and AY both represent the **long a sound**. Practice saying the **long a sound**. You will use the spelling pattern AY at the end of words. You will use the spelling pattern AI in the middle of words.



Name: \_\_\_\_\_

Color the following words in the color that the word says.

red

blue

pink

orange

green

purple

yellow

brown

gray

black



Name: \_\_\_\_\_

Read the following high frequency words. Circle any graphemes (letter or letters that represent 1 sound) that give you trouble. Then reread each word.

her her

over over

another another

under under

with with

their their



Set 4 Book 7:  
Jumper and the Clown

Extra Practice  
Post-Reading Worksheets

Name: \_\_\_\_\_

Read the following poem.

Red like an apple.  
Orange like a pineapple.  
Yellow like a lemon.  
Green like a watermelon.  
Blue like a blueberry.  
Purple like a huckleberry.  
The sweetest fruits I know.  
In the colors of a rainbow.

